


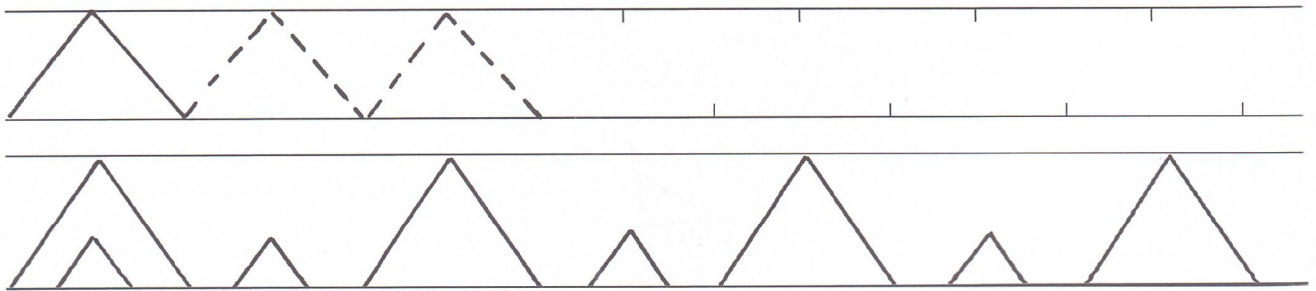
**la ligne brisée**

... GESTE MAITRISE


Termine la peau  
du crocodile.



Continue :



Alterne // et \ .




graphisme, vers...

VERS LE...  
**FICHE 88**

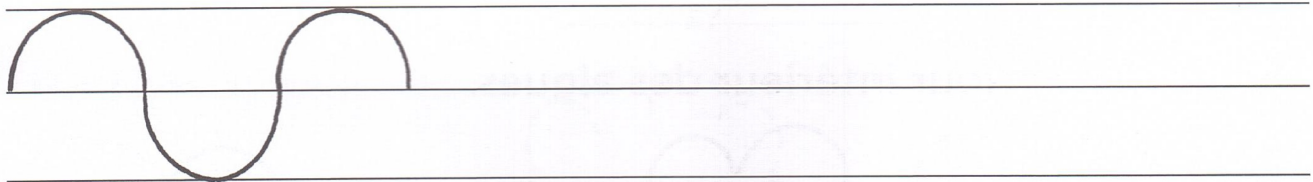


**le pont envers • la ligne courbe C**

... GESTE MAITRISE


Dessine les cornes et termine les pattes du rhinocéros.



Continue :




Continue :



... le geste maîtrisé

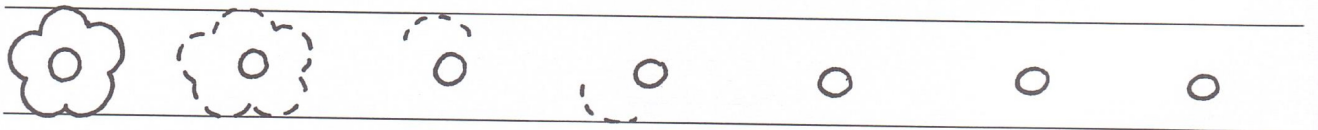

**la ligne courbe**

... GESTE MAITRISE



Dessine les écailles  
des poissons exotiques.

Continue :



Dessine le contour intérieur des algues.



graphisme, vers...

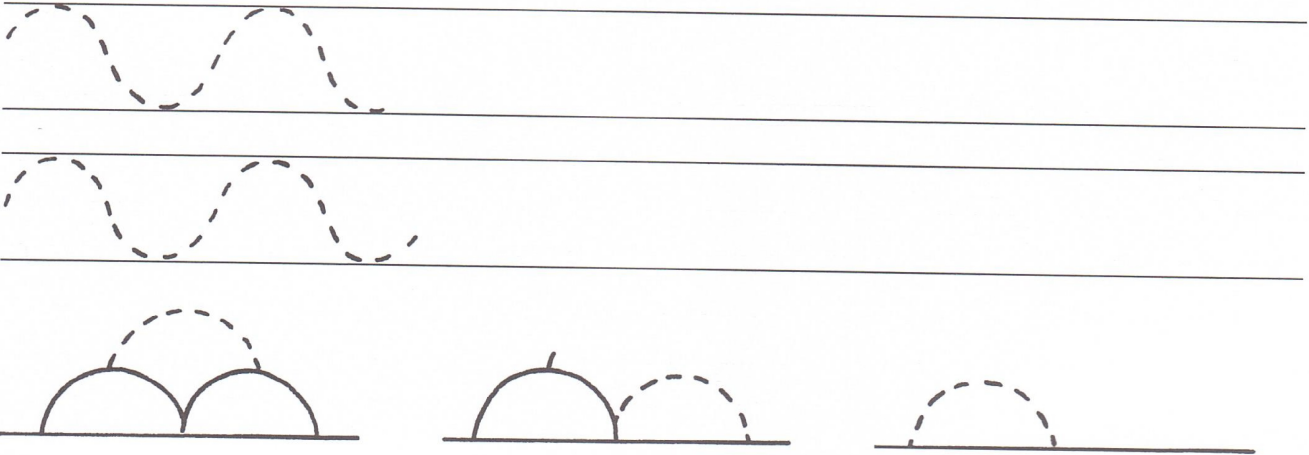
**la ligne ondulée**

... GESTE MAITRISE

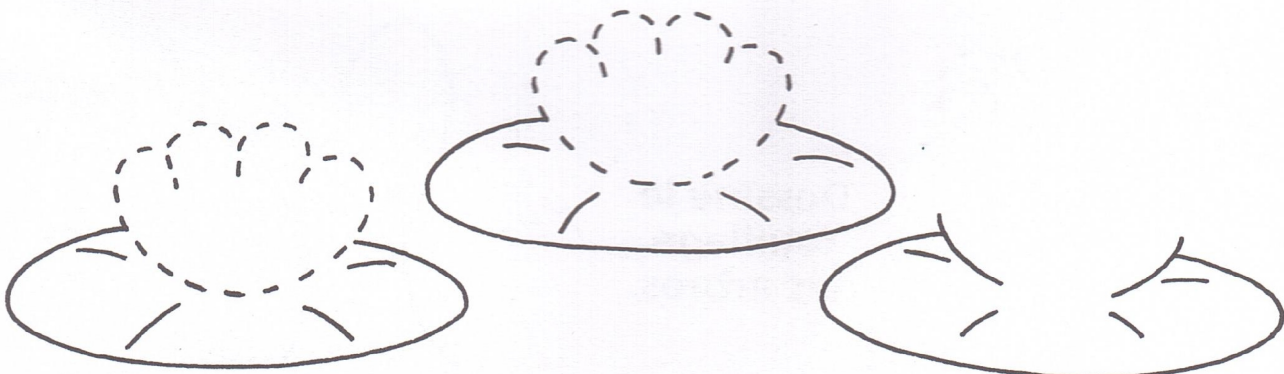
Termine la tête des hippopotames,  
et dessine les ondulations  
de l'eau.



Continue :



Termine les fleurs des nénuphars.




... le geste maîtrisé




**le pont envers • la spirale**

... GESTE MAITRISE

Termine les plumes du perroquet et du toucan,  
puis dessine les lianes.



Continue :



Dessine le  
feuillage  
des arbres.



*graphisme, vers...*

**la boucle endroit • la boucle envers**

... GESTE MAITRISE


Termine les ailes des oiseaux.



Continue :



Dessine la trajectoire de l'oiseau.

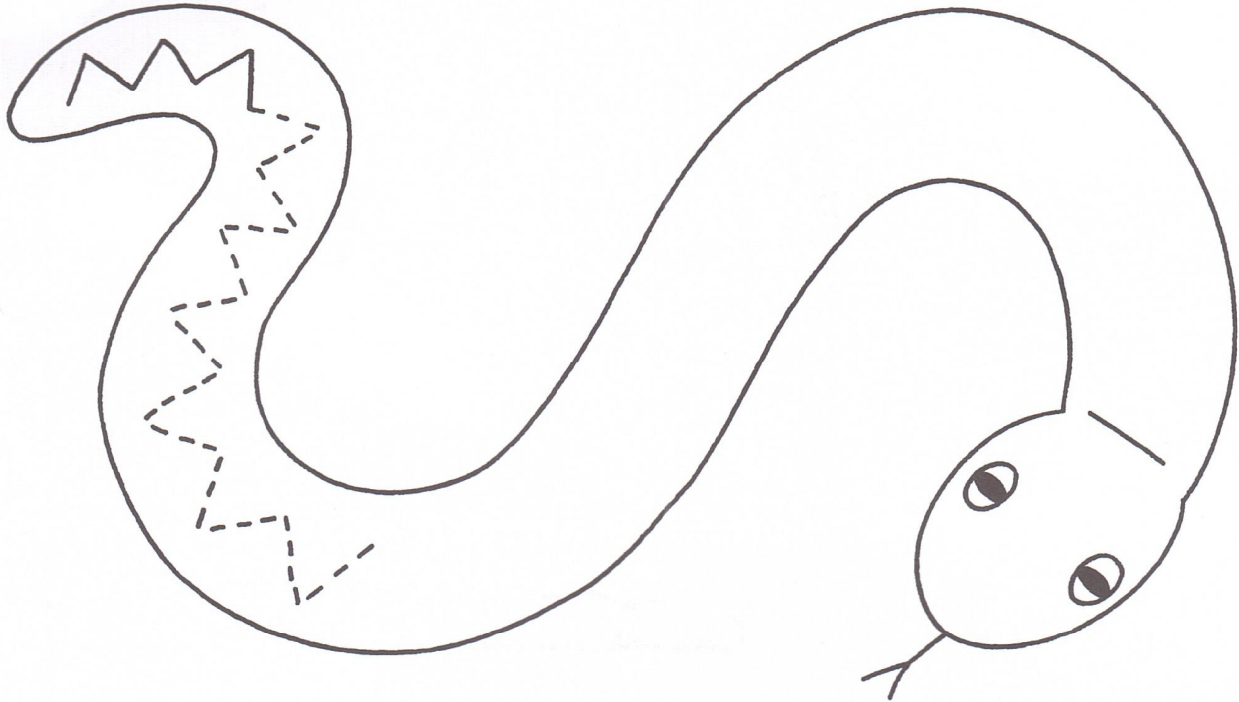


... le geste maîtrisé

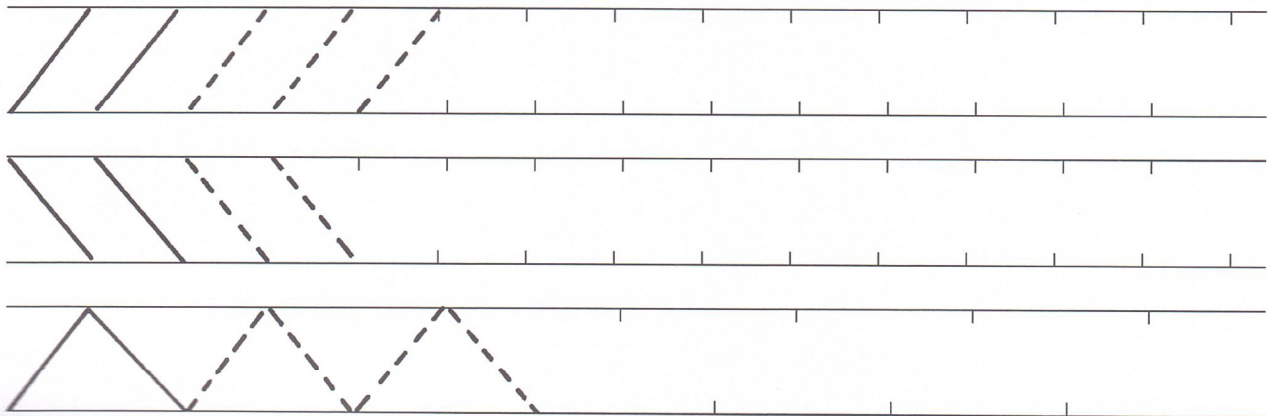
**le trait oblique • la ligne brisée**

... GESTE MAITRISE

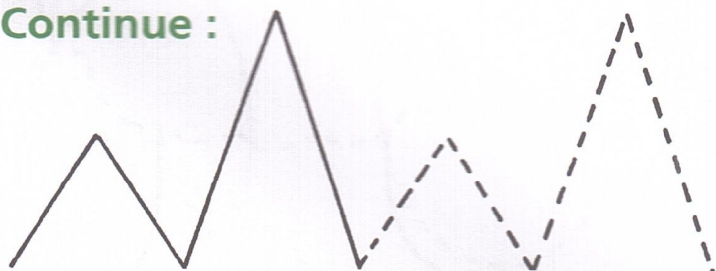
Dessine la peau du serpent.



Continue :



Continue :



... le geste maîtrisé

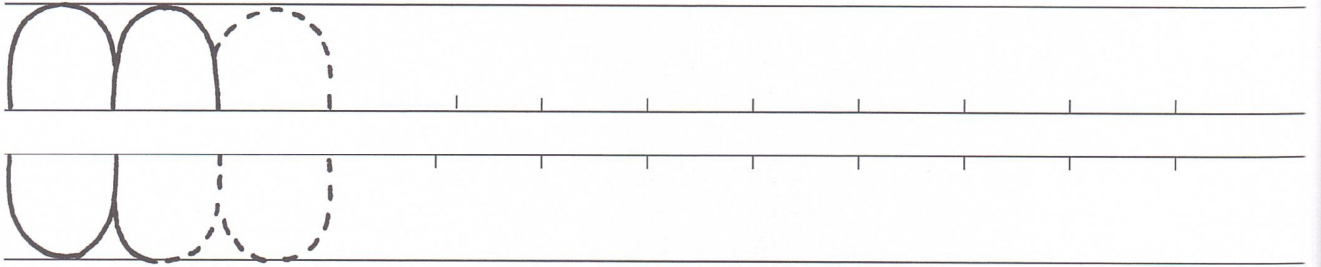
le pont endroit • le pont envers

... GESTE MAITRISE



Dessine  
la crinière  
des lions.

Continue :



Dessine  
les baobabs.

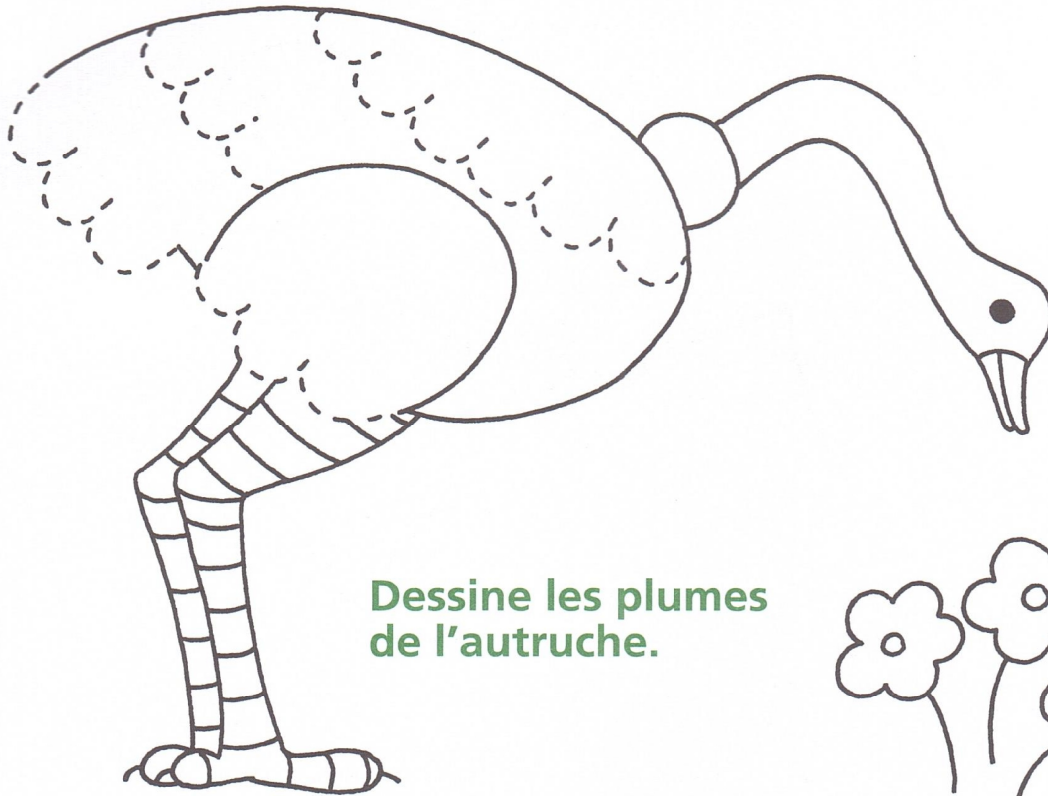


graphisme, vers...



**le pont envers**

... GESTE MAITRISE

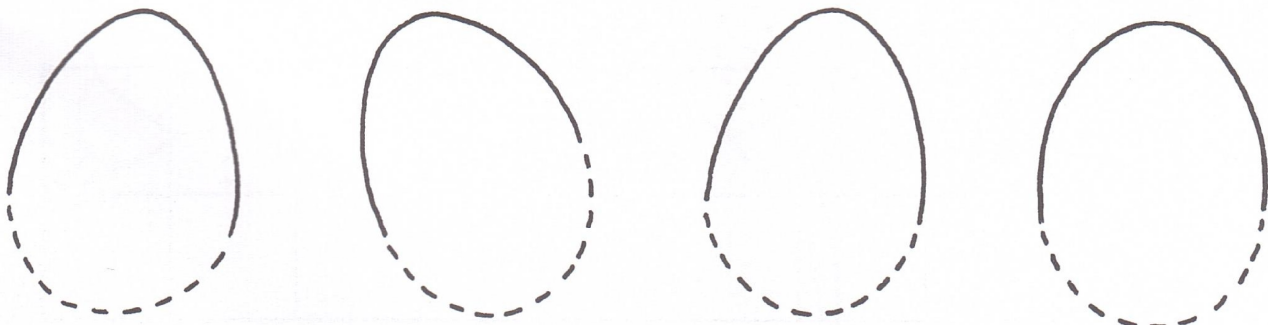


Dessine les plumes de l'autruche.

Continue :

Two rows of handwriting practice lines. Each row starts with a dashed arch shape for tracing, followed by several empty arch shapes for independent practice.

Termine les œufs d'autruche.




... le geste maîtrisé

la ligne courbe ( • la ligne courbe )

... GESTE MAITRISE

Dessine les bras  
 et le ventre des  
 pingouins.



Continue :

Three rows of handwriting practice lines. Each row starts with a solid line on the left and a dashed line for tracing, followed by a dotted line for tracing, and then a blank line with a central dot for independent practice.

- Row 1: A semi-circle (C-shape) for tracing.
- Row 2: A semi-circle (C-shape) for tracing.
- Row 3: A wavy line for tracing.

Alterne > et < .


>	<	>							
<	>	<							

graphisme, vers...

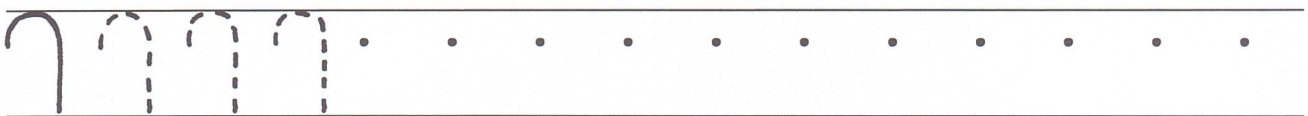

la canne [ • la canne ] • la ligne courbe

... GESTE MAITRISE

Dessine les oreilles  
et les pattes du  
kangourou.



Continue :



Dessine les pétales des fleurs.



... le geste maîtrisé

**réinvestissement • évaluation**

... GESTE MAITRISE

Réinvestis ce que tu as appris pour compléter ce dessin.

